

# Money Manager

Save a little,  
spend a little,  
give a little—  
that's the  
Brownie way!



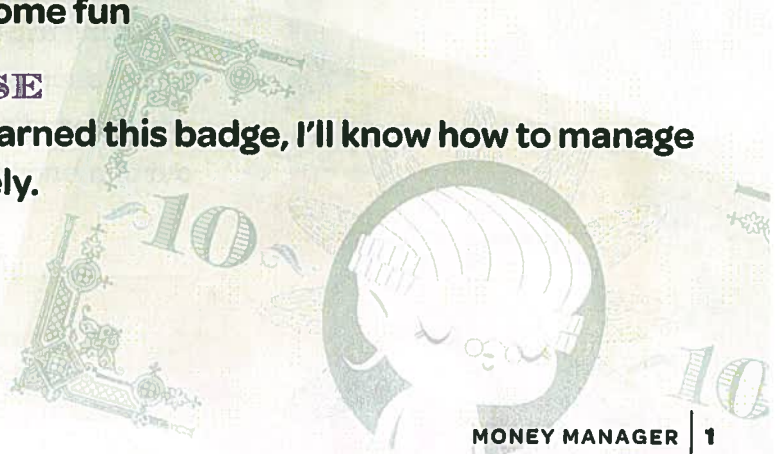
**M**oney helps us buy things we need, like food and clothes. And money helps us buy things we want, like video games and movie tickets! Learn the difference between wants and needs in this badge.

## STEPS

1. Shop for elf items with your elf doll
2. Go grocery shopping
3. Go clothes shopping
4. Get ready for school
5. Have some fun

## PURPOSE

When I've earned this badge, I'll know how to manage money wisely.





## Words Worth Knowing

A **BUDGET** is a plan for saving and spending money. If you had \$10 to spend on holiday gifts, then you could create a budget to figure out how to buy presents without spending more than \$10.

**SAVINGS** is money that you've set aside, like coins in a piggy bank. Good budgets should always make room for savings. When you have money in savings, you have money set aside in case of a surprise or emergency.



### Tip Before Takeoff

Before you start this badge, create a new friend to do your pretend shopping with! Turn to the My Girl Scouts section to find your elf paper doll, along with \$50 worth of make-believe elf money and a stack of elf shopping items.

Every step has three choices. Do **ONE** choice to complete each step. Inspired? Do more!

## STEP 1 Shop for elf items with your elf doll

Start learning to be a money manager by shopping with your new elf friend.

### CHOICES – DO ONE:

**Go shopping . . . at home!** Place the elf shopping items around your home. Practice paying with your elf money by counting out the correct amount of money for each item. Then challenge yourself by pretending to buy exactly \$10 worth of items, \$15 worth of items, and \$20 worth of items.

OR

**Go shopping with a Brownie friend and her elf doll!** Take turns acting as a store owner and a shopper. The store owner gets to hold all of the elf shopping items. The shopper pretends to buy items for her doll. Take turns buying \$10 worth of items, \$15 worth of items, and \$20 worth of items.

OR

**Go shopping with your Brownie group!** Turn your pretend shopping trip into a game you can all play with your dolls. Place the elf shopping items in a jar. Take turns pulling them out, and pay for what's on the card with your play money. When you run out of money, you're out of the game. The last one out wins!

### More to Explore

**Doll Party.** Host a party where you and your Brownie friends can introduce your dolls to each other!

STEP

# 2 Go grocery shopping



Count out \$30 from your stack of elf money to go grocery shopping for your doll. Then write down five food items she needs to be healthy and strong. (Remember, your doll is the same age as you, so she'll need to eat what you eat.)

### CHOICES – DO ONE:

**Shop at a store.** Go to a real grocery store with your family or Brownie friends. Find each item on your list, and write down the price. When you're done, add it all up. How much did your doll spend?

OR


**Shop on paper.** Find supermarket ads in the newspaper or in the mail that comes to your house. Use a stack of these ads to pretend to do your shopping, comparing prices to find the best deals.

OR

**Shop online.** The Internet is like the world's biggest supermarket. With an adult's help, pretend to shop for your five items online. Remember to include the shipping costs as you add up your purchases.

### More to Explore

**Doll Savings.** Can you get all your items and still have money left over? If so, you've saved money! What would your paper doll like to do with her savings?



# 5 Healthy Foods

Food

Price

1

2

3

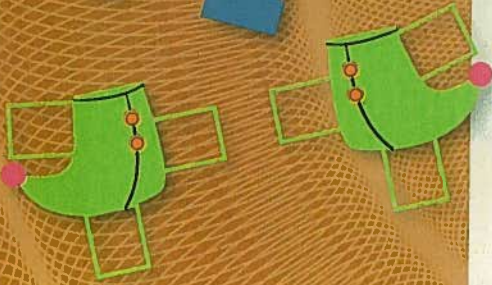

4

5

Your budget: \$30

Total cost of food items: \_\_\_\_\_

Money left over: \_\_\_\_\_



## STEP 3 Go clothes shopping

If your doll was real, she'd need clothes! Make a list of the most important items your doll needs, using your own size as a guide. Then budget \$30 for your doll's clothing, and pretend to shop for the items on your list. You can complete this step with your Brownie team or your family.

### CHOICES – DO ONE:

- Browse through catalogs.** Collect a stack of store catalogs and newspaper inserts. Flip through them and cut out the clothes that you like. Then glue together three different outfits costing no more than \$30 each.

OR

- Go to the mall.** Visit a local mall or shopping center with a notebook and pen. Write down the items your paper doll would like—and how much they would cost. Can you get the perfect pretend outfit for \$30 or less?

OR

- Shop secondhand.** Find a secondhand shop that sells used clothes. You might be able to find great things at better prices! Search through the racks carefully with the goal of putting together two pretend outfits for \$30 total.

### Elf Question

Is \$30 enough money to do your pretend shopping? Can you get everything your doll needs and wants? Or do you have to cross items off the list?



STEP



## Get ready for school



Now it's time to get your doll ready for class by stocking up on school supplies. Start by writing down the supplies your paper doll would need to go to school, just like you. Then write down things she might want. You now have your paper doll's shopping list!

### CHOICES – DO ONE:

**You have \$15 total.** Ask a family member to bring you along on their shopping errands to visit a store that has school supplies. How much of your list can you pretend to buy with \$15?

**OR**


**You have \$30 total.** Team up with another friend working on this badge and pool your money together. Go shopping for supplies, paying close attention to items you might be able to split up or share—for example, a box of pencils that you can divide up evenly.

**OR**

**Pool your money!** Team up with all your Brownie friends. Gather your group and combine your school-supplies list along with each doll's \$15 in spending money. Then visit a wholesale office-supply or warehouse store to see how much you could save by buying items in bulk and then dividing them up among your friends.

### Elf Question

Is \$15 enough to get everything your doll needs for school, plus something she wants, like a fun eraser or colorful pen? And can you really get more for your money if you pool your money together and buy supplies in bulk?






**STEP**  
**5** **Have**  
**some fun**

**What do you like to do for fun? Maybe take trips with your Brownie friends or go out to the movies with your family? It's time to plan some imaginary fun for your paper doll, too. Count out your entire \$30. Pretend that's your total budget for a day of adventure!**


**CHOICES – DO ONE:**

- 
- Go to the movies with a friend.** Pretend that you and a friend (and your paper dolls) are going to the movies. How much do four tickets cost? How much will you spend on snacks? Find out by adding up the totals for movie tickets at a nearby theater. Check out whether the movie theater offers cheaper prices at a different time of day.

**OR**

- Get outdoors!** What kind of outdoor fun do you love having? Going to a water park, riding horses at a local stable, or maybe visiting a zoo? Choose one activity that you (and your paper doll) would like to do. Find out how much it would cost for two people to do it.

**OR**

- 
- Have fun with friends.** Imagine you had to plan an outing for a group of five Girl Scouts and their dolls. Each girl has \$30, so your group of 10 has \$300 in all. Where would you go? What would you do? Find out how much it costs. Remember, amusement parks, museums, and other fun places often offer group rates. Find out if you could pay less since you're going with a big group of friends.

# Make a Real-Life Budget

Now that you've worked on your budgeting and spending skills, talk with your family or Brownie team about ways to budget and save money in real life. For example, when you and your Brownie friends take part in the Girl Scout Cookie program, you'll be running a business and earning real money. Talk about what the team needs to spend it on and how to budget your spending!

**Everyone knows you can't use elf money to buy real things! But it sure is a good way to practice budgeting and spending.**

How will your team spend its cookie money?



## Our Take Action Budget

What we need for our project:

Cost



## **Add the Badge to Your Journeys**

You may go on field trips on your Journey. Plan your trip budget as you do step 5.

### **Now that I've earned this badge, I can give service by:**

- Planning ways to save money to buy a family member a wonderful gift
- Teaching Daisies about money by holding a make-believe sale
- Helping my family find the best deals next time we go shopping together



---

### **I'm inspired to:**