



# Money Counts

**Y**ou can use money to buy things. You can use it to help other people, too. Let's find out more about money!

## Steps

1. Understand different kinds of coins
2. Know more about paper money
3. Find out the cost of fun

## Purpose

When I've earned this leaf, I'll know more about money and what it's worth.



# COINS

Each coin has a different value.



A PENNY is worth 1 cent



A NICKEL is worth 5 cents



A DIME is worth 10 cents



A QUARTER is worth 25 cents

## STEP

# 1 Understand different kinds of coins

With your Daisy friends, put a pile of coins on a table. Search through the coins for a penny, nickel, dime, and quarter. When each girl has one of each, **talk about what is the same and different about the coins.** Which one is the largest? The smallest? What color is each coin?

Fill a jar with coins, then **take turns picking a coin out of the jar.** Shout out the name of the coin and how many cents it is worth.

Complete all three steps to earn this leaf.

Color enough pennies to equal one dime.



## Extra Fun:

Fill one of your shoes with coins. Guess how much the coins are worth all together. Then pour them out of your shoe and count them, sorting them by value. How much are they worth? How close was your guess?

STEP



# 2 Know more about paper money

Money comes as coins and bills. Different coins and bills are worth different amounts of money.

One dollar is worth 100 cents. **Make a pile of coins that add up to one dollar.**



ONE DOLLAR



100 PENNIES

OR



20 NICKELS

OR



10 DIMES


OR



4 QUARTERS

## CONNECT THE DOTS

When you see this symbol next to a number, you'll know that it means that many dollar bills.



Some paper “bills” are worth much more than one dollar. Look at several bills of different values, such as a \$1, \$5, and a \$10 bill. Find the number on each bill that tells you what it’s worth.

One five-dollar bill is equal to five one-dollar bills.



One ten-dollar bill is equal to 10 one-dollar bills.



STEP

# 3 Find out the cost of fun

Sometimes, the things we might enjoy doing with our families or in Girl Scouts cost money!

**Practice planning for something you might like to do that costs money.**

With your family or at your Girl Scout Daisy meeting, pretend you are going to the movies, going bowling, or going to a local fair. Ask an adult to help you write down two things that you'd need to save money for, and also to help you figure out how much the activity will cost.

The cost of everything you need to do the activity is your "budget." If you really want to do the activity, you will need to save that much money!



## COUNTY FAIR BUDGET

ACTIVITY	COST
fair admission	\$5
3 ride tickets	\$1 each (\$3)
snack	\$2
bus to get there	\$3 round trip
<b>Total:</b>	<b>\$13</b>



Check out a book or movie from the library

Circle the pictures that show **fun** things that you and your friends or family could do for **free**.




Put on a puppet show



Play games in the backyard



Eat at a restaurant



Go to the movies



Take a walk or go on a hike



Visit an amusement park



Get ice cream cones

Can you think of other fun things you could do for free? Draw pictures of them here.

Now, choose one free activity and have fun doing it with your family or your Daisy friends!





## Add the Leaf to Your Journeys

You and your Daisy friends may want to buy snacks as you go on your Journey. Use your new money skills to count out the coins or bills!

Now that I've earned this leaf, I can give service by:

- Coming up with ideas for how to have fun with my family for free
- Helping my friends make change
- Talking with my Daisy friends about how we can budget some money to help others

I'm inspired to:

TM ® & © 2011 Girl Scouts of the United States of America. All rights reserved.

No part of this publication may be reproduced, distributed, or transmitted in any form or by any means, electronic or mechanical methods, including photocopying, recording, or by any information storage or retrieval system, now known or hereinafter invented, without the prior written permission of Girl Scouts of the United States of America (GSUSA), except in the case of brief quotations embodied in critical reviews and certain other noncommercial uses permitted by copyright law. For permissions requests, write to GSUSA at the address below or visit the [www.girlscouts.org](http://www.girlscouts.org) website to access permission request forms.

First published in 2011 by Girl Scouts of the United States of America  
420 Fifth Avenue, New York, NY 10018-2798  
[www.girlscouts.org](http://www.girlscouts.org)

UPC 64234



7 31955 64234 1