Camera Shots

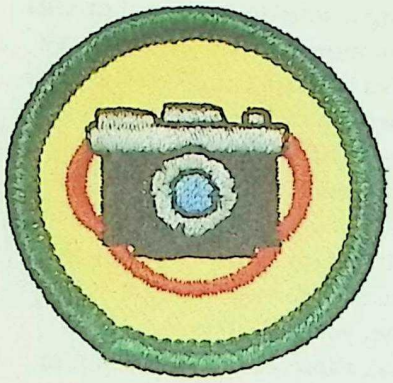

Are you a camera bug? Do you love taking videos? Lights! Camera! Action! Start shooting with this badge—you're on a roll.



1. Camera Shop

Learn about three different types of still or video cameras and three different kinds of film, and about other ways of recording or shooting pictures.

2. Portraits

Have friends or family members pose for you. Take:

- Action shots
- Full-body poses
- Close-ups of their faces

How do your photos or videos show the personality of their subject?

3. Be a Sports Photographer

To capture a sporting event or athlete, you need to get as close as you can to the action. Practice shooting friends as they jump rope or snowboard, or play softball or soccer. Take at least ten pictures or videotape for ten minutes. Try to learn the best ways to take pictures or shoot a video when things are moving quickly.

4. Landscape

Take at least five photographs that focus on the environment: sunsets, storms, water, trees, hills, buildings, skylines.

5. The Basics

Learn to use a video camera. Find out how to turn it off and on, where to put the battery and to how to recharge it, how to insert and remove the tape, how to record, how to view what you have taped, and what special effects your camera has.

6. Show Time

Select one of your best photographs—enlarge it and create a special frame for it. Or select one of your best videotapes—edit it, record music or dialogue to accompany it, and show it to friends and family.



7. Get Ready, Get Set

Learn how to maintain and clean your still or video camera. Also find out how to remove a completed roll of film or tape, insert a new roll or tape, or transfer digital images onto a computer.

8. Tell a Story

Take at least five pictures or create a videotape to tell a story or to illustrate a children's book or poem.

9. Screen Test

Directors and camera people check their work every day at a screening called "dailies." They can see what worked and what has to be reshot. Try your hand at videotaping a family or Girl Scout event—a party, a conversation, or a sport. Then have a screening party with some of your friends and family. What worked? What didn't? What might you do differently the next time?

10. Getting It in Shape

Visit a video editing facility or spend some time with someone who knows how to edit videotape. Find out what kinds of computer hardware and software can be used for editing and special effects. Learn what is involved in editing, dubbing, adding titles, and creating special effects. Do some simple edits and titles for your own video production.

