Yarn and Fabric Arts



Macramé, crocheting, knitting, weaving, embroidery, and batik and fabric dyeing are some ways to use textiles, fibers, and yarns in artistic and practical ways. Have fun and improve your home, your clothes, or your wardrobe—even your mood.

Knots

Overhand

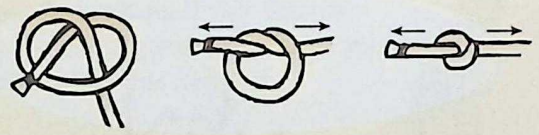

Square

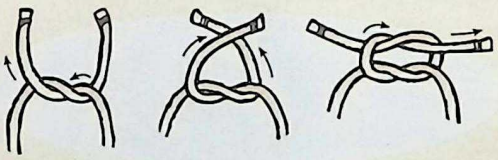

Half hitch



Sheepshank

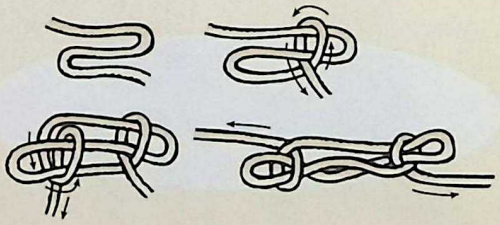

Clove hitch

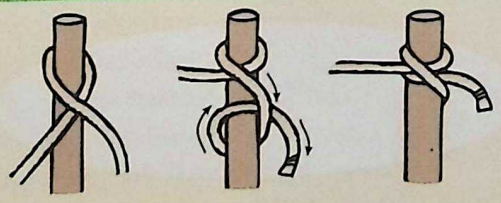

Granny



Stitches

Cross Stitch



French knot



Back Stitch



Chain stitch

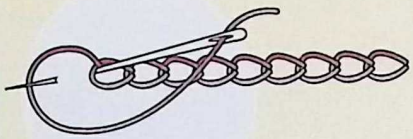

Satin stitch

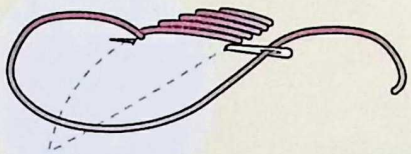

Blanket stitch

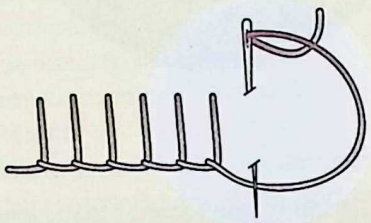

1. Dye It
Use dyes or tints to decorate a small object like a scarf, T-shirt, or pillowcase.

2. Weave On
Learn how to weave and do one of the following: Weave something on a cardboard loom; weave a tapestry on a cardboard or other type of loom; make and thread a simple loom (such as back-strap or flat frame), then demonstrate how to use it and weave something on it; make a belt with finger weaving, tube weaving, or some other type of narrow weaving; create a basket in a woven, coil, braided, or twining technique.

3. Famous Fabric Masterpieces
Find examples of fabric arts displayed in a museum in your area or in a virtual museum online.

4. Knots
Learn how to make the following knots:

- Overhand
- Square
- Granny
- Half hitch
- Sheepshank
- Clove hitch

5. Knot Project
Do a simple macramé project: belt, plant hanger, bookmark, or place mat.

6. Knit On
In knitting, learn how to cast on, knit, purl, and cast off. Make a scarf, cap, afghan square, or other small item.

7. Crochet On
In crocheting, learn to start a chain, single crochet, double crochet, tie off, or end. Crochet a scarf, cap, afghan square, or other small item.

8. A Stitch in Time
Learn how to do each of the following embroidery stitches:

- Chain stitch
- Cross stitch
- Satin stitch
- French knot
- Blanket stitch
- Back stitch

Complete a small embroidery project.

9. Fabrics of the Past
Find out about a fabric art that was traditionally done by women in earlier times.

10. Fabrics 'Round the World
Find out about fabric arts that are traditional to a particular culture or country.